



TO LET

Unit 4B, Total Park, Middlewich, Cheshire, CW10 0QJ

New build industrial unit
24,667 sq ft (2,292 sq m)

LegatOwen
CHARTERED SURVEYORS

Description

The property comprises of a new build industrial unit and benefits from:

- Secure self-contained yard
- 8m eaves to the underside of the haunch
- 2 Level access loading door (5m x 5m)
- Floor loading of 50kN/m²
- Reception and welfare
- First floor fully fitted open plan offices
- 100 KVA power supply.
- Large loading and yard area
- Separate car park
- Electric car charging points
- 24/7 access

Accommodation

The property has been measured in accordance with the RICS Code of Measuring Practice (6th Edition) and comprises a Gross Internal Area of:

	GIA sqm	GIA sqft
Warehouse	2,081	22,402
First Floor Office	210	2,265
Total	2,292	24,667

Terms


The property is available leasehold on terms to be agreed.

Rent

The rent is £10.00 per sq ft plus VAT.

Rent Deposit

A Rent Deposit may be requested dependent on credit checks for leasehold transactions.



Unit 4B, Total Park, Middlewich, Cheshire, CW10 0QJ



Business Rates

The property is undergoing assessment for Business Rates.

Service Charge

The property is subject to a service charge for the maintenance and upkeep of the common areas of the estate.

Energy Performance Certificate

The property is undergoing an EPC check. Targeting EPC rating of A.

Plans/Photographs

Any plans or photographs that are forming part of these particulars were correct at the time of preparation and it is expressly stated that they are for reference rather than fact.

Legal Costs

Each party is responsible for their own legal costs.

VAT

All terms will be subject to VAT at the prevailing rate.

Code for Leasing Business Premises

Please be aware of the RICS Code for Leasing Business Premises which is found [here](#). We recommend you obtain professional advice if you are not represented.

Site Plan

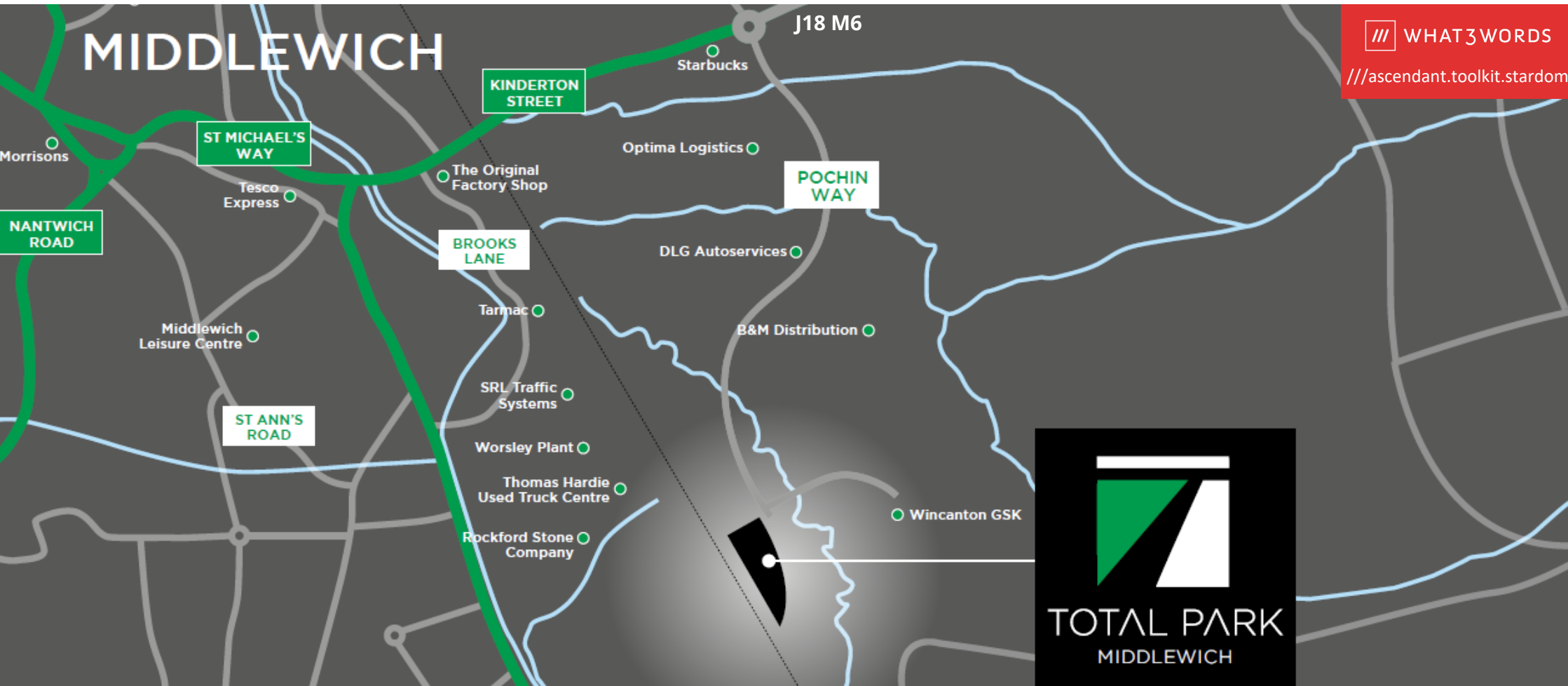


Unit 4B

	GIA sqm	GIA sqft
Warehouse	2,081	22,402
First Floor Office	210	2,265
Total	2,292	24,667

LOCATION

Total Park Middlewich is strategically located approximately 2 miles to the west of Junction 18 of the M6 motorway. The Estate has been extensively developed and is widely acknowledged to be one of the regions key logistics and industrial sites. The Estate has attracted occupiers such as B&M, Wincanton, Optima Logistics and Go Outdoors. The immediate proximity to the M6 provides access to Cheshire, Merseyside, Greater Manchester and the Potteries. The estate also benefits from amenities such as a Travelodge, Starbucks, a Petrol Filling Station and a Public House, all of which are located at the entrance to the estate.



Contact:



Harriet Shakeshaft
07548 845167
harrietshakeshaft@legatowen.co.uk



Matt Pochin
07831 445009
mattpochin@legatowen.co.uk



Georgina Thompson
07793 461 360
georgina.thompson@m1agency.co.uk

Kayleigh Mason
07747 486 661
kayleigh.mason@m1agency.co.uk

MISREPRESENTATION ACT 1967 (Conditions under which particulars are issued). Legat Owen Limited for themselves and the Vendors/Lessors of this property whose Agents they are give notice that these particulars do not constitute any part of an offer or contract, that all statements contained in these particulars as to this property are made without responsibility and are not to be relied on as statements or representations of fact and that they do not make or give any representation or warranty whatsoever in relation to this property. Any intending purchaser/lessees must satisfy themselves by inspection or otherwise as to the correctness of each of the statements contained in these particulars. DATE PREPARED: **March 2024**

Legat Owen is a leading firm of Chartered Surveyors with over 30 staff in Chester and Nantwich. Our services include the following:



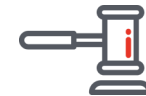
Commercial Agency



Residential Agency



Management



Valuation



Building Surveying



Development



Investment



Landlord & Tenant

Please contact us to find out more.

LegatOwen
CHARTERED SURVEYORS
01244 408200
legatowen.co.uk