

AIR

4 EXCEPTIONAL LOGISTICS UNITS BOASTING
AIR TIGHT SPACES

CAMPUS / HQ / LAKESIDE OPPORTUNITY

22,874 - 58,105 SQ FT - Q2 2025 PC

DEVELOPED BY



WRENBRIDGE



FIERA
REAL ESTATE



Welcome to our premier commercial warehouse scheme strategically situated in close proximity to Heathrow Airport, one of the world's busiest international airports. Our four-unit warehouse complex offers a combined space of 154,379 square feet, providing an unparalleled opportunity for businesses to thrive.



Unlock Global Opportunities: ‘Air’ Offers Key Access to International Markets.

AIR TIGHT SPECS.



M25 J13

3.6 MILES 5 MINS

ENTRANCE



A30 / STAINES ROAD

UNIT 1

MASTERPLAN

ENTRANCE



N



DOWNLOAD
MASTERPLAN HERE



HEATHROW

1.2 MILES 3 MINS

MASTERPLAN



UNIT 1

SQ FT

GROUND FLOOR 51,894

FIRST FLOOR OFFICE 6,211

TOTAL (GEA) 58,105

12M CLEAR INTERNAL HEIGHT

FM1 GRADE WAREHOUSE FLOOR

400KVA POWER

45M YARD DEPTH

UNIT 2

SQ FT

GROUND FLOOR 20,140

FIRST FLOOR OFFICE 2,734

TOTAL (GEA) 22,874

12M CLEAR INTERNAL HEIGHT

FM1 GRADE WAREHOUSE FLOOR

175KVA POWER

24M YARD DEPTH

UNIT 3

SQ FT

GROUND FLOOR 26,706

FIRST FLOOR OFFICE 4,015

TOTAL (GEA) 30,721

12M CLEAR INTERNAL HEIGHT

FM1 GRADE WAREHOUSE FLOOR

220KVA POWER

33M YARD DEPTH

UNIT 4

SQ FT

GROUND FLOOR 38,524

FIRST FLOOR OFFICE 4,155

TOTAL (GEA) 42,679

12.5M CLEAR INTERNAL HEIGHT

FM1 GRADE WAREHOUSE FLOOR

350KVA POWER

35M YARD DEPTH

A breath of fresh Air: Green & Connected Development Leads the Way in Sustainability

AIR at Heathrow

Unlock new potential with Air Heathrow, your gateway to global expansion. Located in one of the world’s busiest airport hubs, Air Heathrow offers unmatched access to logistics, distribution, and international trade.

Renewable Energy

Integration of renewable energy sources, such as photovoltaic panels on the units, allows the generation of clean, renewable electricity onsite, reducing reliance on fossil fuels.



BREEAM ‘Excellent’

This status promises an array of benefits, including reduced environmental impact, enhanced energy efficiency, and a commitment to sustainable practices, ensuring both economic savings and ecological stewardship.

Net Zero Carbon Scheme

By effectively mitigating carbon emissions, Air Heathrow promotes environmental sustainability and demonstrates a commitment to combating climate change while fostering economic resilience.

EPC A+

Exceptional energy performance, leading to significant cost savings & reduced carbon footprint promotes Air Heathrow as a sustainable operational model that aligns with the environmental goals and regulatory standards.

Green Spaces

The integration of green spaces, amenities, and landscaped areas serve to enrich biodiversity, enhance air quality, and offer occupants inviting recreational spaces, providing a healthier and more sustainable environment.



Cubic Capacity

TOTAL STORAGE CAPACITY IN CUBIC FEET	
UNIT 1	622,728 FT ³
UNIT 2	241,680 FT ³
UNIT 3	345,792 FT ³
UNIT 4	481,562 FT ³

Eaves Height

UNIT 1	12.0 METRES
UNIT 2	12.0 METRES
UNIT 3	12.0 METRES
UNIT 4	12.5 METRES

Racking Layouts

UNIT 1	Download here
UNIT 2	Download here
UNIT 3	Download here
UNIT 4	Download here

Pallet Spaces

EURO PALLET SPACES	
UNIT 1	7,707
UNIT 2	2,619
UNIT 3	3,471
UNIT 4	5,901

*BASED OFF EURO PALLET (1200X800MM) WITH WIDE AISLE RACKING LAYOUT

Mezzanine

ABILITY TO MEZZANINE UP TO THREE LEVELS

Sky's the limit.

In addition to its advantageous proximity to the cargo terminals at Heathrow Airport, our warehouse units boast convenient access to other key points essential for efficient operations. Situated within close reach of major motorways and rail networks, including the M4 and M25, our facility offers seamless connectivity to the broader transportation infrastructure.

LOCATION



LOCATION	DISTANCE	JOURNEY
M25 / J13	3.6 MILES	5 MINS
M3 / J2	6.5 MILES	10 MINS
HEATHROW TERMINAL 4	1.2 MILES	3 MINS
HEATHROW CARGO TERMINAL	1.7 MILES	5 MINS
M4 / J4B	7.3 MILES	11 MINS
M40 / J1A	20 MILES	30 MINS
M1 / J6A	35 MILES	40 MINS
CENTRAL LONDON	16.9 MILES	40 MINS



LOCATION	JOURNEY
LONDON PADDINGTON	33 MINS (HEATHROW EXPRESS)
ACTON TOWN	37 MINS (PICCADILLY LINE)
BOND STREET	42 MINS (ELIZABETH LINE)
HAMMERSMITH	46 MINS (PICCADILLY LINE)
PICCADILLY CIRCUS	52 MINS (PICCADILLY LINE)

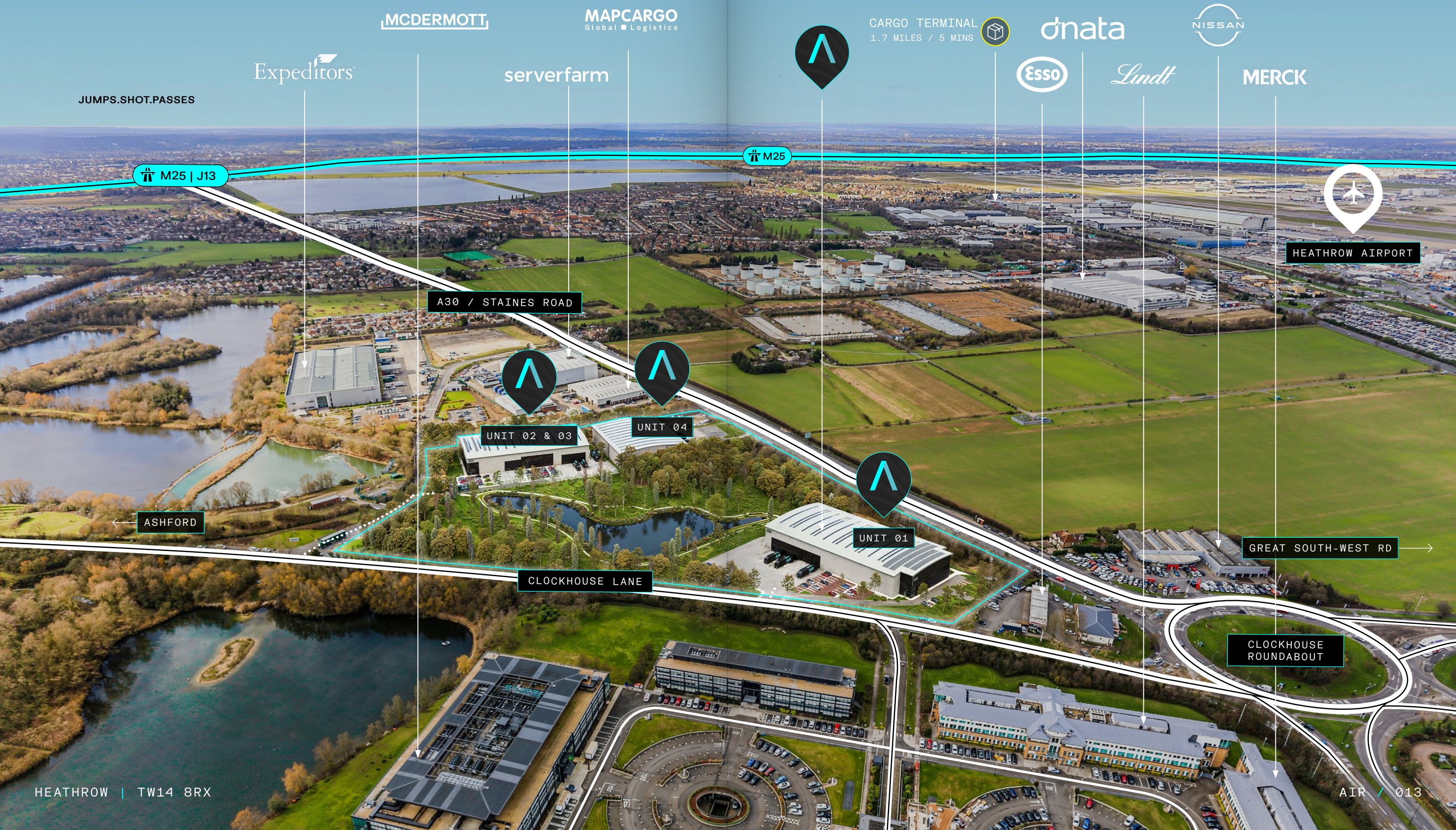
FROM HEATHROW TERMINAL 4



Clear the air for Logistics.


LOCATION











Discover limitless potential with Air Heathrow, your gateway to global expansion. Nestled in the heart of one of the world's busiest airport hubs, Air Heathrow provides unparalleled access to international markets. Seamlessly connected to Heathrow Airport, businesses here enjoy unrivalled convenience for logistics operations and client interactions.





Unit 1



 12M CLEAR INTERNAL HEIGHT	 5 DOCK LEVEL LOADING DOORS	 2 LEVEL ACCESS LOADING DOORS	 45M YARD DEPTH	 8 HGV PARKING SPACES
 46 CAR PARKING SPACES	 5 EV CHARGING POINTS	 PV PANELS	 CYCLE SHELTERS	 1ST FLOOR OFFICE

51,894 SQ FT


GROUND FLOOR

6,211 SQ FT


FIRST FLOOR OFFICE

58,105 SQ FT

TOTAL (GEA)

400KVA POWER 

Unit 2



20,140 SQ FT

GROUND FLOOR

2,734 SQ FT

FIRST FLOOR OFFICE

22,874 SQ FT

TOTAL (GEA)

175KVA POWER



AIR / 016



12M CLEAR
HEIGHT



2 LEVEL ACCESS
LOADING DOORS



24M
YARD DEPTH



23 CAR
PARKING SPACES



1ST FLOOR
OFFICE



3 EV CHARGING
POINTS



PV
PANELS



CYCLE
SHELTERS



ABILITY TO
COMBINE UNITS

BREEAM


BREEAM
'EXCELLENT'

HEATHROW | TW14 8RX

AIR / 017



Unit 3



<p>12M CLEAR INTERNAL HEIGHT</p>	<p>2 DOCK LEVEL LOADING DOORS</p>	<p>1 LEVEL ACCESS LOADING DOORS</p>	<p>33M YARD DEPTH</p>	<p>1ST FLOOR OFFICE</p>
<p>30 CAR PARKING SPACES</p>	<p>3 EV CHARGING POINTS</p>	<p>PV PANELS</p>	<p>ABILITY TO COMBINE UNITS</p>	<p>BREEAM BREEAM 'EXCELLENT'</p>

26,706 SQ FT

GROUND FLOOR

220KVA POWER


4,015 SQ FT

FIRST FLOOR OFFICE

30,721 SQ FT

TOTAL (GEA)

Unit 4



38,524 SQ FT

GROUND FLOOR

4,155 SQ FT

FIRST FLOOR OFFICE

42,679 SQ FT

TOTAL (GEA)

350KVA POWER



AIR / 020



12.5M CLEAR
INTERNAL HEIGHT



2 DOCK LEVEL
LOADING DOORS



2 LEVEL ACCESS
LOADING DOORS



35M
YARD DEPTH



1ST FLOOR
OFFICE



38 CAR
PARKING SPACES



3 EV CHARGING
POINTS



3 PV
PANELS



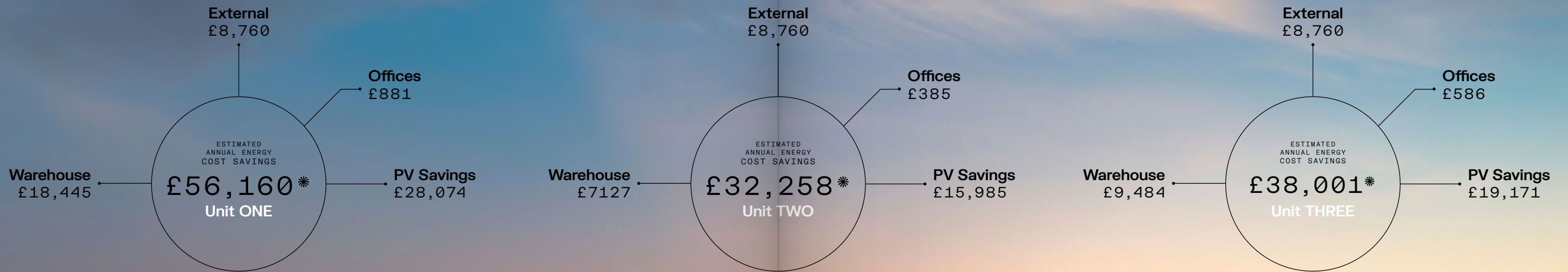
CYCLE
SHELTERS

BREEAM

BREEAM
'EXCELLENT'

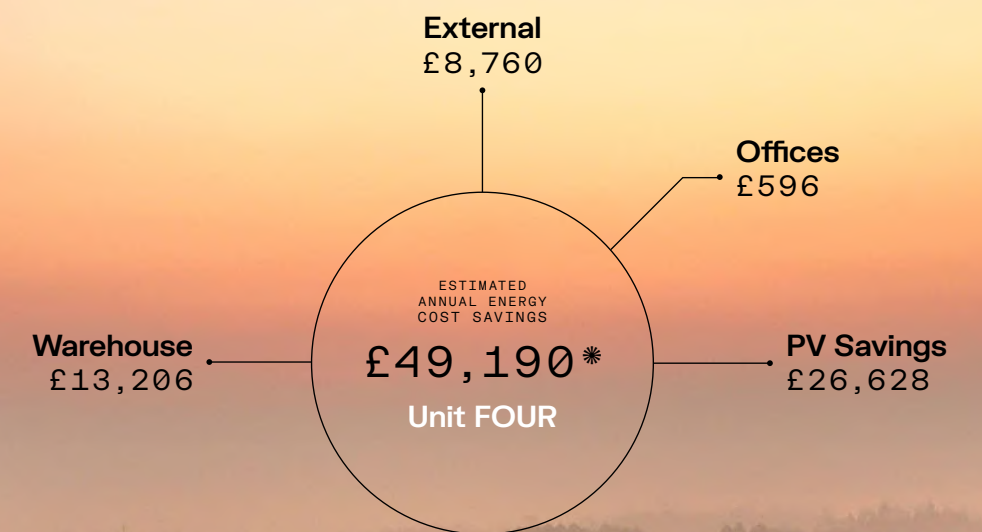
HEATHROW | TW14 8RX

AIR / 021



Sustainable features include photovoltaics on the building, LED lighting and the installation of EV charging points, all of which contribute to a reduction in energy use and CO2. Targeting ratings of BREEAM 'Excellent' and EPC Rating 'A+'.

*compared to a 20-year-old building of the equivalent size.



Cost Saving

AIR Heathrow features a beautiful lake, open-air areas, and scenic nature trails. Employees can recharge with walks along tree-lined paths and serene surroundings. This unique park lifestyle promotes well-being and boosts productivity, making our facility an exceptional place to work and thrive.



Air Heathrow: Green and Connected.



HEATHROW | TW14 8RX

DEVELOPED BY



WRENBRIDGE



FIERA
REAL ESTATE

COGENT
REAL ESTATE

Will Norman

+44 (0) 7796 774 436
wn@cogentre.co.uk

Marco Baio

+44 (0) 7752 473 964
mb@cogentre.co.uk

David Peck

+44 (0) 7976 423 611
dp@cogentre.co.uk

**AVISON
YOUNG**

Chris Proctor

+44 (0) 7798 690 234
chris.proctor@avisonyoung.com

Sam Vyas

+44 (0) 7962 362 708
sam.vyas@avisonyoung.com

DISCLAIMER: PROPERTY DETAILS: THESE PARTICULARS, WHILST BELIEVED TO BE ACCURATE ARE SET OUT AS A GENERAL OUTLINE ONLY FOR GUIDANCE AND DO NOT CONSTITUTE ANY PART OF AN OFFER OR CONTRACT. INTENDING PURCHASERS SHOULD NOT RELY ON THEM AS STATEMENTS OR REPRESENTATION OF FACT, BUT MUST SATISFY THEMSELVES BY INSPECTION OR OTHERWISE AS TO THEIR ACCURACY. WE HAVE NOT CARRIED OUT A DETAILED SURVEY NOR TESTED THE SERVICES, APPLIANCES AND SPECIFIC FITTINGS. ROOM SIZES SHOULD NOT BE RELIED UPON FOR CARPETS AND FURNISHINGS. THE MEASUREMENTS GIVEN ARE APPROXIMATE. NO PERSON IN THIS FIRMS EMPLOYMENT HAS THE AUTHORITY TO MAKE OR GIVE ANY REPRESENTATION OR WARRANTY IN RESPECT OF THE PROPERTY. ALL CGI'S ARE FOR INDICATIVE PURPOSES ONLY. JULY 2024.

DESIGNED AND CREATED BY  WWW.EIGHTY.STUDIO