

Mileway

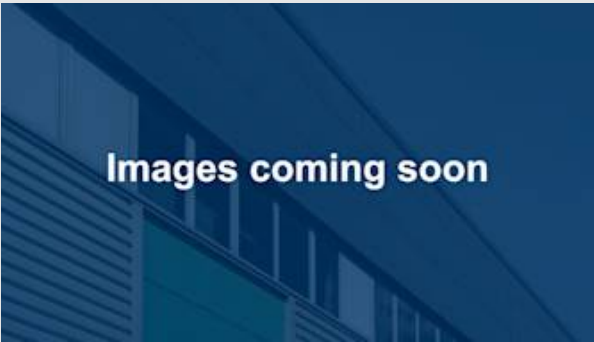
Veridion Way London

Available to Let
Warehouse
8,310 sq ft

- Refurbished warehouse unit
- Minimum eaves 7m
- Excellent natural lighting
- High quality offices
- Electrically operated loading door
- Secure shared yard and parking

Veridion Way

Veridion Way Erith London DA18 4AL



Description

Unit 8 Veridion Park comprises an end of a terrace of 3 units set within a secure fenced site. The unit is of a steel portal frame construction with an attractive front elevation to the offices with timber paneled detailing and double glazed windows that look over the allocated parking spaces and landscaped areas. The warehouse has insulated steel profiled clad elevations under a pitched roof. The accommodation benefits from excellent natural light and double glazed windows. The first floor offices are fully fitted with comfort cooling, suspended ceilings, recessed lighting, full access raised floors and fully fitted kitchen. The ground floor ancillary space offers the flexibility to provide additional office, showroom or workshop use. The warehouse has good clear span space with excellent natural light from translucent roof panels, a minimum clear internal eaves height of 7m, floor loading of 35Kn/Sqm, Gas and 3 phase power (100 KVA).

Location

Veridion Way is located at the heart of the Erith Industrial Zone. The scheme benefits from excellent access via the A206 to Junction 1A M25 (6.5 miles) and excellent links to the Blackwall Tunnel (7 miles), the City (10.5 miles) and Canary Wharf (8 miles). Rail services are provided by Belvedere and Abbey Wood which offers direct services to central London via the Elizabeth Line.

This document (together with any attachments, appendices, and related materials, the "Materials") is provided on a confidential basis for informational due diligence purposes only and is not, and may not be relied on in any manner as legal, tax, investment, accounting or other advice or as an offer or invitation to lease the property referred to herein or otherwise enter into any other transaction, agreement or arrangement, nor shall it or the fact of its distribution form the basis of, or be relied on in connection with, any lease or other contract or any commercial or investment decision. If such offer is made, it will only be made by means of heads of terms (collectively with any additional documents, the "Heads of Terms"), which would contain material information not contained in the Materials and which would supersede and qualify in its entirety the information set forth in the Materials. In the event that the descriptions or terms described herein are inconsistent with or contrary to the descriptions in or terms of the Heads of Terms, the Heads of Terms shall control. None of Mileway nor any of its respective affiliates makes any representation or warranty, express or implied, as to the accuracy or completeness of the information contained herein and nothing contained herein should be relied upon as a promise or representation of any kind.

mileway.com

EPC

EPC is available upon request.

Terms

Available on new full repairing and insuring leases.

Viewing / Further Information

Please contact:

Mileway
Daniel Roberts
southeast@mileway.com
0203 991 3516

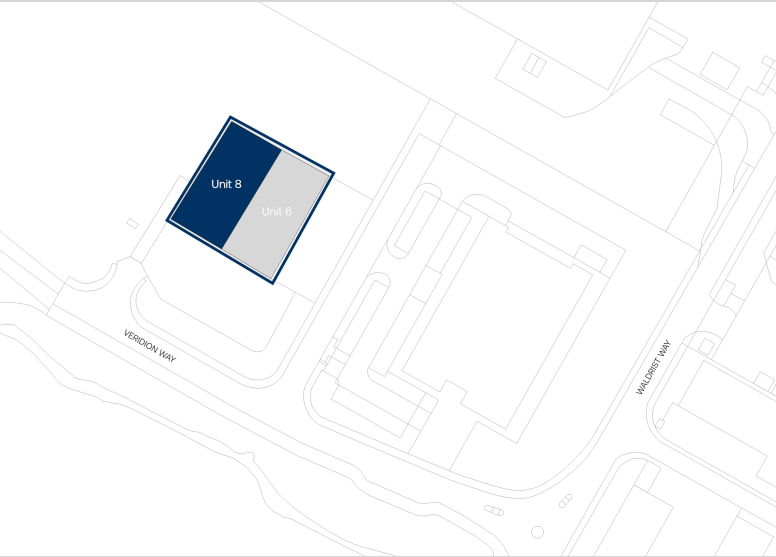
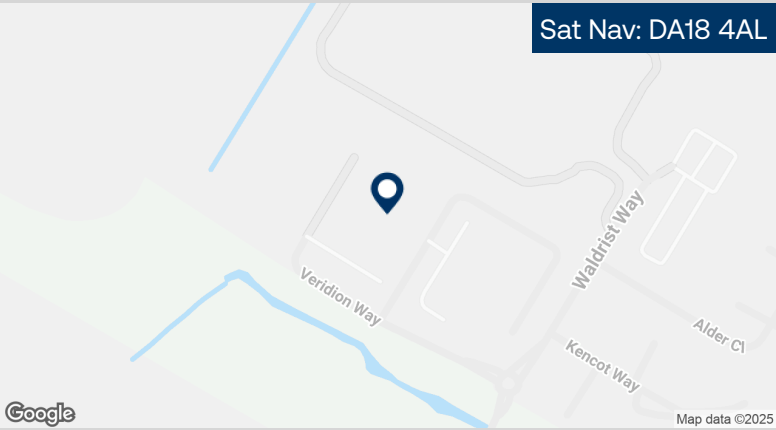
Ryan
Chris Birch
Christopher.birch@ryan.com
07976 681 951

VAT

VAT will be payable where applicable.

Legal Costs

All parties will be responsible for their own legal costs incurred in the transaction.



Accommodation:

Unit	Property Type	Size (sq ft)	Availability
Unit 8	Warehouse	8,310	Immediately
Total		8,310	

Mileway