

AVAILABLE NOW

///SILENT.SAYING.METALS

THAMES  
GATEWAY  
PARK  
UNIT 2

DAGENHAM | RM9 6RH

66,917 SQ FT **FULLY REFURBISHED**




# THAMES GATEWAY PARK UNIT 2



Eddie Stobart

PARAGON



Eddie Stobart

UNIT 2  
66,917 SQ FT

SEGRO PARK  
DAGENHAM  
PROPOSED MULTI-STOREY DEVELOPMENT



SEGRO PARK  
REEF STREET



BUNZL

KUEHNE+NAGEL



A13

ASDA

MERRIELANDS  
RETAIL PARK

THAMES  
GATEWAY  
PARK

CITY OF LONDON DAGENHAM  
DOCK WHOLESALE MARKET  
DEVELOPMENT

freshdirect

A13

c2c  
DAGENHAM DOCK STATION





# AVAILABLE NOW

## THAMES GATEWAY PARK UNIT 2

Unit 2 comprises a detached, self-contained prime urban logistics opportunity within the established Thames Gateway Park. The property benefits from immediate access to the A13, the principal East London arterial highway providing convenient access to Central London.


The property is being extensively refurbished to a Grade A specification and includes the installation of various ESG measures such as an air source heat pump, a photovoltaic system and EV chargers for significant energy cost savings, making it a net-zero rated asset with negative energy use and carbon emissions.

The property sits adjacent to the City of London Wholesale Markets relocation which provides further regeneration to a core industrial area of London, 13.5 miles from the nation's capital.







# ACCOMMODATION




10.15m  
Eaves Height




x3 Level Access  
Loading Doors




x4 Dock Access  
Loading Doors




Two Storey  
Office




35m  
Yard Depth




14 HGV  
Parking Spaces




61 Car Parking  
Spaces




Central London  
12.5 Miles




Full Perimeter Fencing  
to Loading Yard



50 kN/m  
Floor Loading




500 KVA



Strong  
ESG Measures

UNIT	SQ FT (GEA)	SQ M (GEA)
Warehouse	59,473	5,525
Office	7,444	692
TOTAL	66,917	6,217





EPC  
A+ RATING



214 KWP CAPACITY  
PV SYSTEM



AIR SOURCE  
HEAT PUMPS



12 EV CHARGING  
POINTS



10% WAREHOUSE  
ROOF LIGHTS

BREEAM®

BREEAM  
'EXCELLENT'



SECURE CYCLE  
PARKING



# ESG IN ACTION

## PHOTOVOLTAIC PANELS

- 535 photovoltaic panels with a total capacity of 214kWp
- Anticipated to generate ~185k kWh annually and offset up to 50% of occupier electricity demand (based on an average logistics occupier)
- Expected reduction of 39 tonnes of CO<sub>2</sub> emissions in first year, equivalent to planting 1,880 trees. It is enough to power 83 electric cars for a year, and to power 50 average UK homes
- Potential savings of £42,500 over 5 years for an average logistics occupier (depending on occupier energy consumption profile)

## ELECTRIC VEHICLE CHARGING

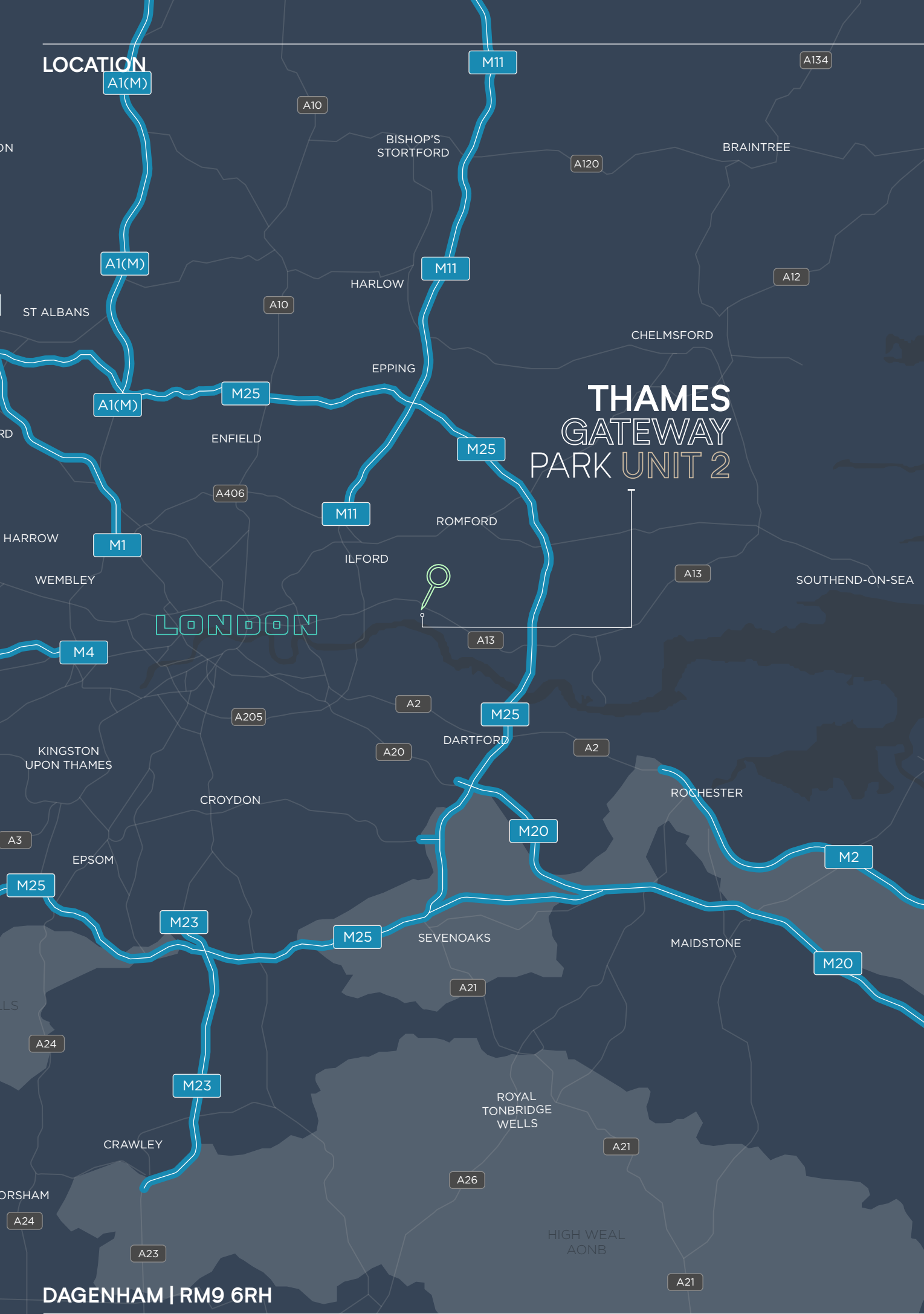
- 12 EV spaces (20% of parking spaces), expandable to 100% EV points

## GREEN LIVING WALL

- 120m<sup>2</sup> of south facing living wall
- Will remove 156kg of particulate matter from circulation annually
- Produce 204kg of oxygen, equivalent to 6 trees in terms of carbon sequestration
- Will increase the number of invertebrate species on or near the south elevation 5-fold
- Reduce heat load on cladding



LOCATION



LOCATION

UNDERGROUND/RAIL

ROAD	DISTANCE
A12	2.6 miles
A13	2.8 miles
A406	4.6 miles
M25 (J29)	7.5 miles
M25 (J30)	8.0 miles
Dartford Crossing	9.0 miles
Central London	14.5 miles

Dagenham East	0.6 miles
Dagenham Heathway	1.3 miles
Travel Times via District line or Hammersmith and City	33 minutes

PORT

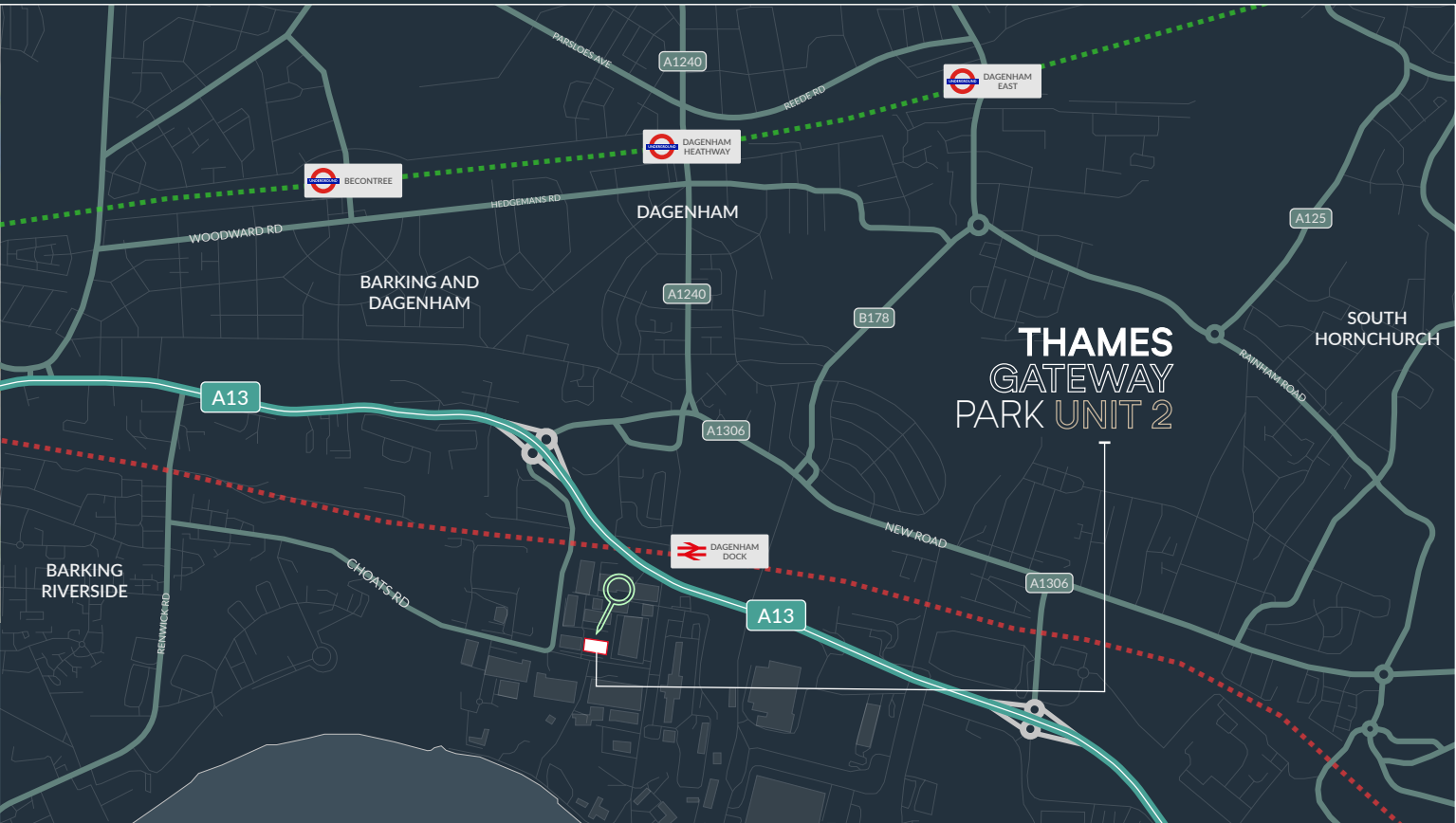
PORT	DISTANCE
Port of Tilbury	14.5 miles
London Gateway	17.0 miles
Folkestone Eurotunnel	64.0 miles
Port of Dover	70.0 miles

ROAD

ROAD	DISTANCE
A12	2.6 miles
A13	2.8 miles
A406	4.6 miles
M25 (J29)	7.5 miles
M25 (J30)	8.0 miles
Dartford Crossing	9.0 miles
Central London	14.5 miles

AIRPORT

AIRPORT	DISTANCE
City Airport	8.4 miles
Stansted Airport	32.0 miles
Heathrow Airport	36.2 miles
Gatwick Airport	43.7 miles





# UNIT 2

## THAMES

### GATEWAY PARK





# DTRE

**ROBERT COHU**

**M:** +44 (0)7860 659 043

**E:** robert.cohu@dtre.com

**CLAUDIA HARLEY**

**M:** +44 (0)7483 068 035

**E:** claudia.harley@dtre.com



**WILL FENNEL**

**M:** +44 (0) 7818 538 230

**E:** will.fennell@montagu-evans.co.uk

**LUCA NARDINI**

**M:** +44 (0) 7795 501 905

**E:** luca.nardini@montagu-evans.co.uk



**CHRIS KNIGHT**

**M:** +44 (0)7872 822 528

**E:** chris.c.knight@cushwake.com

**PATRICK MOONEY**

**M:** +44 (0)7920 451 369

**E:** Patrick.Mooney@cushwake.com

**THAMES GATEWAY**  
DAGENHAM RM9 6RH

**66,917 SQ FT FULLY REFURBISHED**

# BOREAL

DISCLAIMER PROPERTY DETAILS: These particulars, whilst believed to be accurate are set out as a general outline only for guidance and do not constitute any part of an offer or contract. Intending purchasers should not rely on them as statements or representation of fact, but must satisfy themselves by inspection or otherwise as to their accuracy. We have not carried out a detailed survey nor tested the services, appliances and specific fittings. Room sizes should not be relied upon for carpets and furnishings. The measurements given are approximate. No person in this firm's employment has the authority to make or give any representation or warranty in respect of the property.

Designed and created by  [www.eighty.studio](http://www.eighty.studio)