



GILMARTIN LEY

Residential Care Home Building To Let - London N12

Available on a new lease

Catherine Lodge
36-42 Woodside Park Road,
North Finchley,
LONDON, N12 8RP



Area

Gross Internal Area: 1,182 sq.m. (12,724 sq.ft.)

Rent

Guide Rent £250,000 per annum (approx.
£20,833 monthly) subject to contract

Property Description

The property comprises four interconnecting houses, with accommodation over ground, first and second floor levels and set within a substantial 0.39 acre plot. The property has operated as a private residential care home for many years.

The property features 35 bedrooms, some of which are doubles. There are several lounges and ancillary accommodation including a detached building in the garden which serves as an office. The property features a lift which serves all floor levels, commercial kitchen, forecourt parking to the front and substantial, well maintained gardens to the rear. Floorplans are available to download.

The property falls within Planning Use Class C2 (residential institutions). This Use Class permits the property to be used for other institutional residential uses (residential schools, training centres and hospitals) without requiring planning permission.

Key considerations:

- > Rarely available care home building
- > Highly desirable and affluent North London location
- > Currently configured to provide 35 bedrooms
- > Gross Internal Area: 1182 sq m (12,724 sq ft)
- > Site Area: 0.39 acres
- > Substantial and well maintained rear garden
- > Forecourt parking for 8 vehicles
- > Less than 200m to Finchley High Road
- > Excellent public transport links
- > 400m to Woodside Park Underground station (Northern Line)





GILMARTIN LEY

Residential Care Home Building To Let - London N12

Available on a new lease

Accommodation

Gross Internal Area: 1,182 sq.m. (12,724 sq.ft.)

Floor	Area sq.m.	Area sq.ft.	Description and comments
Ground Floor	462.50	4,978	9 bedrooms, a mixture of ensuite with WC and others with the use of communal bathroom and WC facilities on the floor, 5 reception rooms (including conservatory), 3 office rooms, utility room, kitchen and WCs. and a number of reception and communal living areas
First Floor	351.10	3,779	15 bedrooms, a mixture of ensuite with WC and others with the use of communal bathroom and WC facilities on the floor.
Second Floor	310.50	3,342	11 bedrooms, a mixture of ensuite with WC and others with the use of communal bathroom and WC facilities on the floor and a small office room.
Outbuildings	29	312	An office and a summer house / storage.

Property Location

The building is located on the North side of Woodside Park Road, a predominantly residential road connecting to Finchley High Road (200m to the east) and Woodside Park Underground Station (400m to the West).

Finchley is a highly desirable place to live, offering an abundance of leisure, shopping, entertainment, bars and restaurants. Local occupiers include Sainsbury's, Boots, Waterstones, Superdrug, Costa Coffee as well as a broad selection of independent retailers and other businesses. Transport communications are excellent with public transport options including buses and the London Underground within walking distance.

Woodside Park Underground Station (Northern Line) is located 400m to the West of the property, with southbound connections to Camden Town (15 minutes journey time) and Kings Cross (23 minutes journey time). Northbound services connect High Barnet in 7 minutes. North Finchley Bus Station, a major bus terminus with connections throughout Central and Greater London, is 500m to the south. There is easy access to main road network including the North Circular Road (A406), M1 motorway, A1 and A41.

Service Charge p.a.

Premium	Premium offers invited
Terms	A new full repairing and insuring lease is available on terms to be agreed
Legal Fees:	Each party is to bear its own legal fees
Local Authority:	London Borough of Barnet
Viewings:	By prior appointment with Gilmartin Ley, telephone 020 8882 0111
Further information at:	https://www.gilmartinley.co.uk/properties/31472 Floor Plans Site plan

<https://www.gilmartinley.co.uk/properties/to-rent/carehome-c2/north-finchley/london/n12/31472>

Our ref: 31472

Property Investment and Development Consultants
Commercial Estate Agents and Valuers
Chartered Surveyors and Estate Managers
Property Experts for North London

Gilmartin Ley
18 Compton Terrace,
London N1 2UN

Tel: +44 (0)20 8882 0111
Email: comms@gilmartinley.co.uk
Website: www.gilmartinley.co.uk



Residential Care Home Building To Let - London N12

Available on a new lease

Offer Requirements Document Energy Performance Certificate

Last Updated:

04 Jun 2025

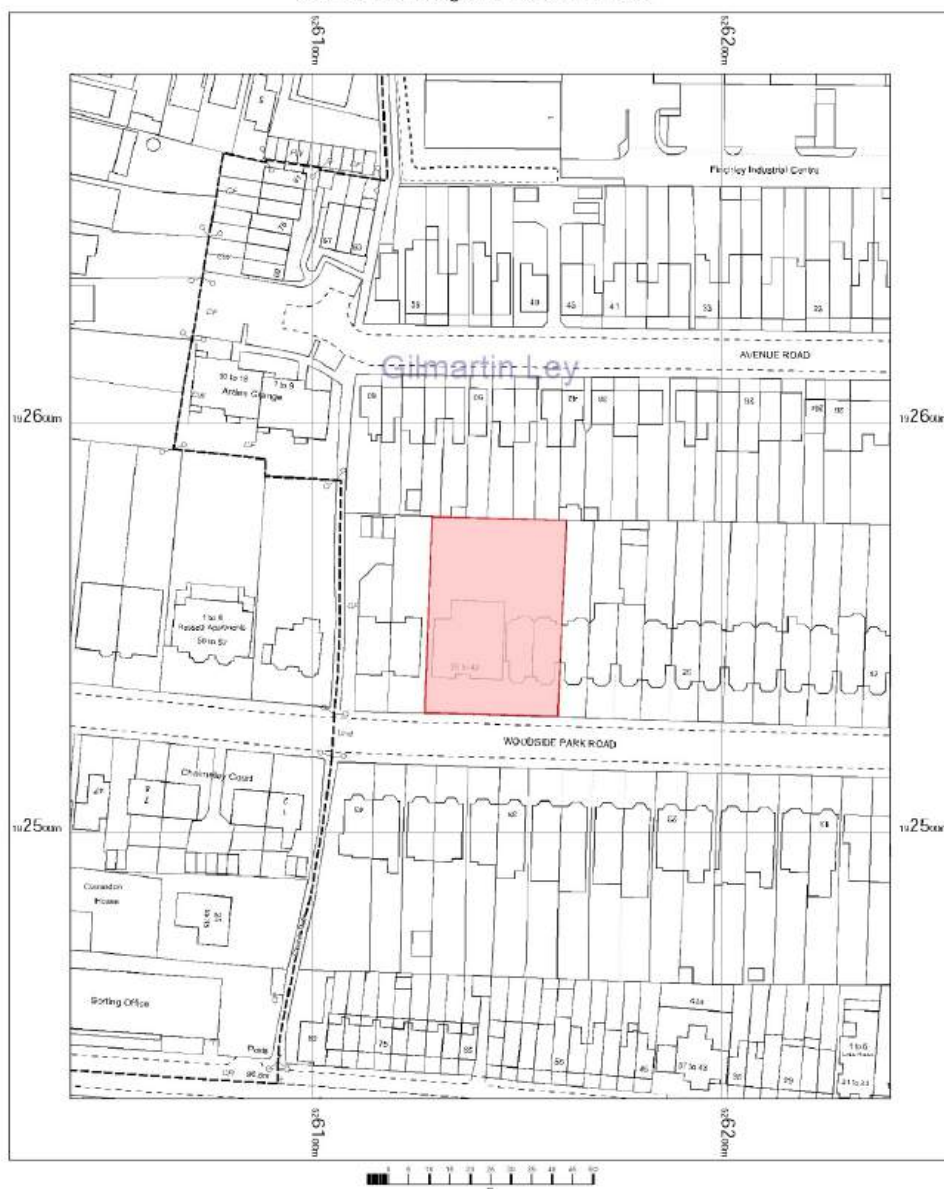
Gilmartin Ley for themselves and for the vendor / lessor of the property whose agent they are give notice that:

(1) these details are set out as a general outline only for the guidance of intended purchasers or lessees and do not constitute, not constitute part of, an offer or contract; (2) all descriptions, dimensions, reference to condition and necessary permissions for use and occupation, and other details are given without responsibility: any intending purchasers or lessees should not rely on them as statements or representations of fact but must satisfy themselves by inspection or otherwise as to the correctness of each of them; (3) no director or person in the employment of Gilmartin Ley has any authority to make or give any representation or warranty whatever in relation to any of the properties on this website; (4) we have not tested any of the services, such as heating, power supplies, lighting, fire or security alarms etc. serving any of the properties on this website and therefore are unable to confirm that they are in satisfactory working condition or comply with appropriate regulations; (5) all rentals and prices quoted are exclusive of VAT, unless otherwise stated. Gilmartin Ley is a trading name of Gilmartin Ley Limited, registered in England (registered number 2201161). The registered address for Gilmartin Ley Limited is 59c Station Road, Winchmore Hill, London N21 3NB.

Residential Care Home Building To Let - London N12

Available on a new lease

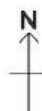
Catherine Lodge, London N12 8RP



OS MasterMap 1250/2500/10000 scale
Wednesday, May 7, 2025, 10:01:22.1105
www.centremapslive.co.uk

1:1250 scale print at A4, Centre: 526141 E, 192560 N

©Crown Copyright Ordnance Survey. Licence no.
AC0000849896



Map supplied by
Centremaps Live



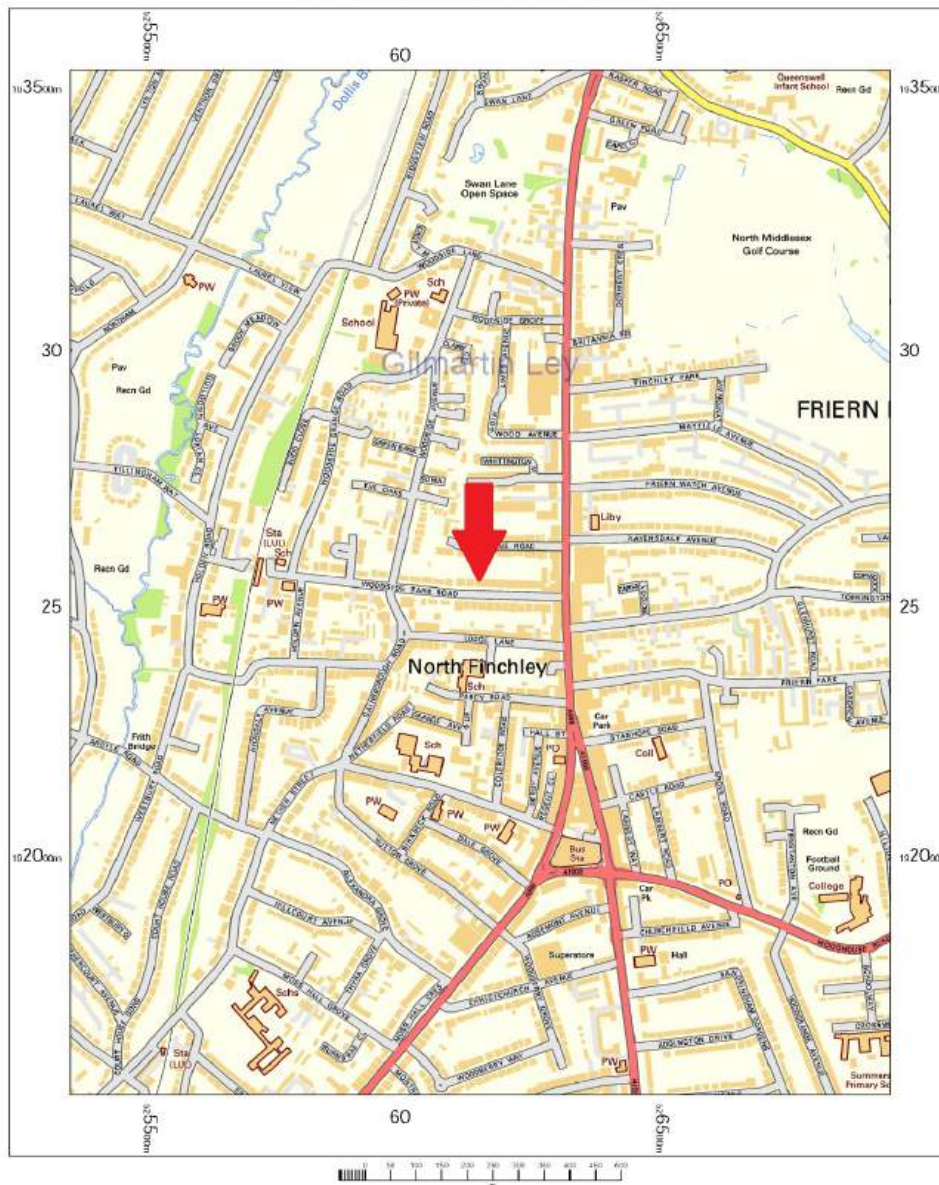


GILMARTIN LEY

Residential Care Home Building To Let - London N12

Available on a new lease

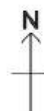
Catherine Lodge, London N12 8RP



OS Streetview
Wednesday, May 7, 2025, 11:01:02 AM
www.centremapslive.co.uk

1:10000 scale print at A4, Centre: 526157 E, 192545 N

Contains OS data © Crown copyright [and database right]



Map supplied by
Centremaps Live



<https://www.gilmartinley.co.uk/properties/to-rent/carehome-c2/north-finchley/london/n12/31472>

Our ref: 31472

Property Investment and Development Consultants
Commercial Estate Agents and Valuers
Chartered Surveyors and Estate Managers
Property Experts for North London

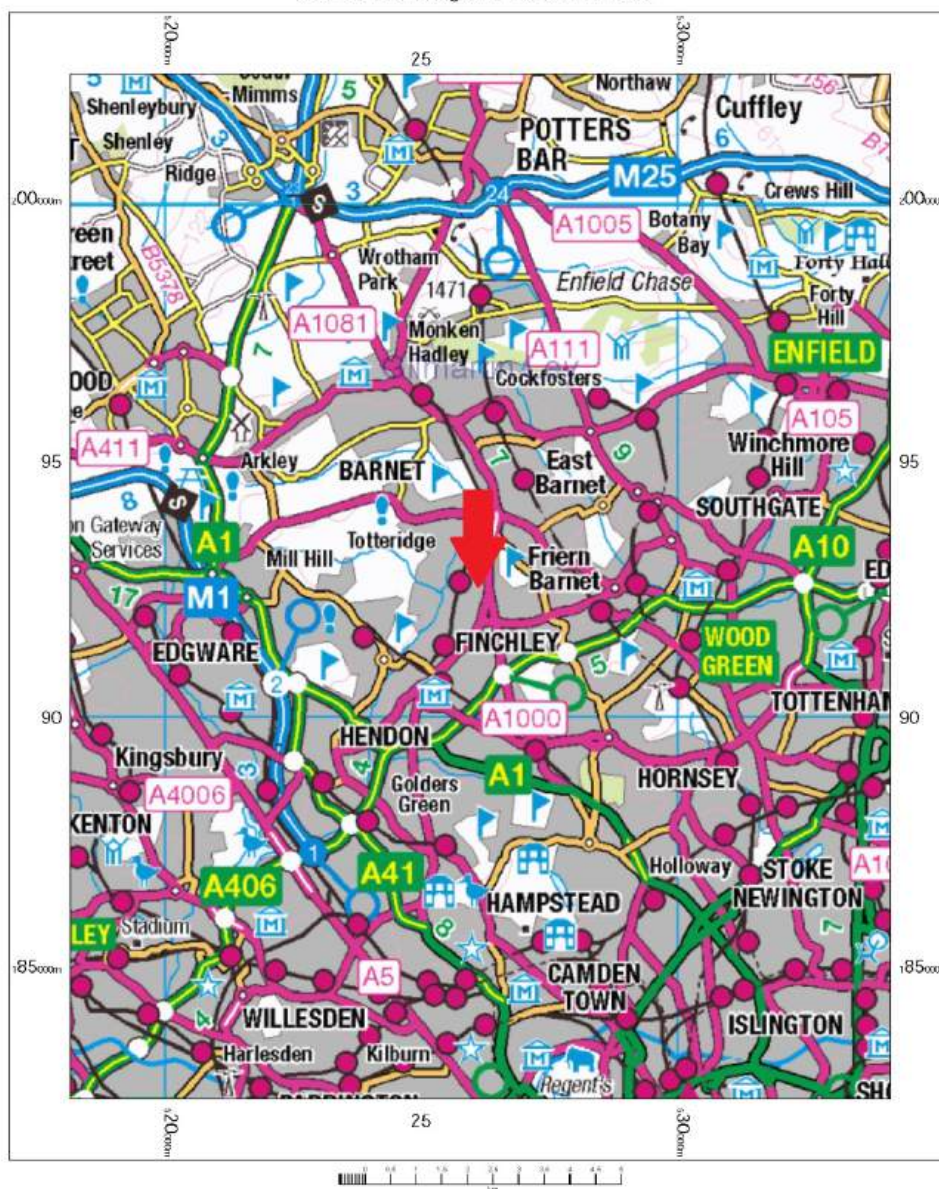
Gilmartin Ley
18 Compton Terrace,
London N1 2UN

Tel: +44 (0)20 8882 0111
Email: comms@gilmartinley.co.uk
Website: www.gilmartinley.co.uk

Residential Care Home Building To Let - London N12

Available on a new lease

Catherine Lodge, London N12 8RP



OS 250k scale raster
Wednesday, May 7, 2025, ID: CM-01221133
www.centremapslive.co.uk
1:100000 scale print at A4, Centre: 526157 E, 192545 N
Contains OS data © Crown copyright [and database right]

N
Map supplied by
Centremaps Live



Residential Care Home Building To Let - London N12

Available on a new lease





GILMARTIN LEY

Residential Care Home Building To Let - London N12

Available on a new lease



Residential Care Home Building To Let - London N12

Available on a new lease



Residential Care Home Building To Let - London N12

Available on a new lease



Residential Care Home Building To Let - London N12

Available on a new lease

